

since 1976


Alquimia

www.cobsa.net/alquimia




Alquimia


5x20 cm - 2x8 in




Green



Blue




Violet



Grey

10 graficas por color - 10 patterns each color

since 1976

-  Pasta Blanca - *White Body*
-  Satinado - *Satin*
-  Variación Moderada - *Moderate Variation*

Embalaje/Packing

Formato Size	Espesor Thicknes s	CAJA / BOX			PALET / PALLET				
		Pieza s Piece s	Kg	m2	Cajas Boxes	Pieza s Piece s	Kg	m2	
5x20	8 mm	52	7,60	0,52	140	7.280		1.560	104



since 1976

Alquimia, GREY





since 1976

DESIGN

Alquimia, GREEN

Alquimia

RECOMENDACIONES / RECOMMENDATIONS

Colocación: Es necesario emplear un material de agarre y de rejuntado apropiado para cada producto

Hay que realizar un planteamiento inicial antes de empezar la colocación y tener en cuenta el tipo de junta, estructural, perimetral, dilatación y colocación que debe utilizarse para cada uso.

Aconsejamos que para obtener un resultado óptimo se debe utilizar una junta de 1,5 mm.

Tile Fixing: It is necessary to use an appropriate adhesive and grouting material for each product

An initial approach must be made before starting the installation and take into account the type of joint, structural, perimeter, expansion and installation that must be used for each use.

We advise that to obtain an optimal result a 1.5 mm joint should be used.

Mantenimiento y Limpieza: Una vez terminada la colocación se recomienda eliminar los restos de material adhesivo y rejuntado específico para cada material siguiendo las instrucciones del fabricante de estos productos.

En la limpieza general no debe de emplearse detergentes en polvo y estropajos agresivos. Es suficiente limpiar los azulejos con una esponja, agua tibia y un jabón líquido neutro. Finalmente aclarar con agua limpia.

Maintenance and Cleaning

Once the placement is finished: it is recommended to remove the remains of adhesive material and specific grouting for each material, following the manufacturer's instructions for these products.

In general, powder detergents and aggressive scouring pads should not be used for cleaning. It is enough to clean the tiles with a sponge, warm water and a neutral liquid soap. Finally, rinse with clean water.

SIZE: 5X20 cm / 2X8"	THICKNESS (mm): 8mm	GROUP BIII: Wall Tile
----------------------------	------------------------	--------------------------

Size, Thickness, side straightness, flatness, orthogonality	UNE-EN 14411	It accomplished all requirements
--	--------------	----------------------------------

Water absorption capacity	EN ISO 10545-03	> 10%
Flexion resistance	EN ISO 10545-04	≥ 10 N/mm ²
Thermal shock resistance	EN ISO 10545-09	It stand the test
Cracking resistance	EN ISO 10545-11	It stand the test

Resistance to acids	EN ISO 10545-13	GLA
Resistance to alcalis	EN ISO 19545-13	GLA
Resistance to cleaning products	EN ISO 10545-13	GA
Resistance to chemical products in swimming pool water	EN ISO 10545-13	GA
Stains resistance	EN ISO 10545-14	5

COBSA

COBSA FACTORY

Calle San Fernando 7,
12200 Onda, Castellón
Spain

Tel.: +34 964 57 78 78

a brand of

ALTOGLASS
GROUP

HEADQUARTERS

Pol. Ind. Casablanca s/n
12593 Moncofa, Castellón
Spain

Tel.: +34 964 57 78 78
alttogglass@alttogglass.com

USA BRANCH

1924 - 28 NW 82 Avenue
Doral FL. 33126
USA

Tel.: +1 305 - 718 8682
info.usa@alttogglass.com

www.cobsa.net/alquimia

since 1976

